

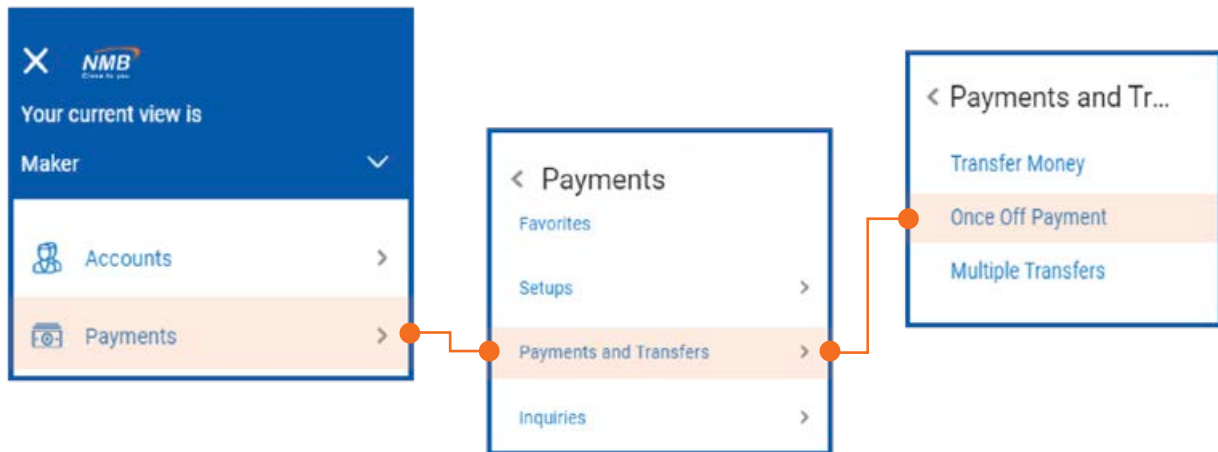


International Transfer

Corporate User Guide

International Money Transfer is a cross border transaction in a specific currency.

Below is how to perform International transfer go to **Payment** then **Payment and transfers** then **once off Payments**.



Click International then fill the required field to transact

Adhoc International Payment

Account Type

Internal	Domestic	International	TISS	MT101
----------	----------	----------------------	------	-------

IBAN or Beneficiary Account Number

Confirm IBAN or Beneficiary Account Number

For International transfers IBAN number is the same as account number, for customers with IBAN number can fill the first field with IBAN number, the same will apply to those with account numbers.

- Beneficiary bank swift code can be searched from the swift code look up.
- The amount can be transferred now or at a later time/day to the beneficiary account
- With International transfer, the transaction allows attachments eg in voices.

Adhoc International Payment

Account Type

Internal	Domestic	International	TISS	MT101
----------	----------	----------------------	------	-------

IBAN or Beneficiary Account Number

Confirm IBAN or Beneficiary Account Number

123456789

Beneficiary Account Name

Beneficiary Address Line 1

Beneficiary Address Line 2

9213 DUBAI

City

DUBAI

In International transfers, all transaction in USD customer is advised to select FULL VALUE in corresponding charges. This means beneficiary will receive the exactly sent amount without deductions and the bank will settle its charges with sender.

- After all the field are well filled click pay to finalize the transaction as maker

Correspondence Charges

Select

- PAYEE
- PAYER
- SHARED
- FULL VALUE**

Attach Document

① Attached documents will not be saved with Draft / Template.

① File size should not be more than 5 MB. Supported file types: .JPEG, .PNG, .DOC, .PDF, .TXT, .ZIP. Multiple files can be uploaded at a time.

Note

Pay Cancel

When transaction is completed successfully customer will receive below notification for review of details and confirmation

Adhoc TISS Payment

REVIEW

You initiated a request for Once Off Payments. Please review details before you confirm

Account Type
Domestic

Account Number
123456789

Beneficiary Account Name

Pay Via
TISS

TISS Code
EXTNTZTZXXX

Bank Details
EXIMBANK (TANZANIA) LTD
DAR ES SALAAM
EXTNTZTZXXX

Transfer From
xxxxxxxx0066

Beneficiary Account Number
123456789

Account Type
Domestic

TISS Code
EXTNTZTZXXX

Bank Details
EXIMBANK (TANZANIA) LTD
EXTNTZTZXXX

Correspondence Charges
SHARED

Payment Details Two
Salary

Transfer From
xxxxxxxx0066

Transfer When
08 Nov 2019

Payment Details
Transaction is related to settlement of a trade.

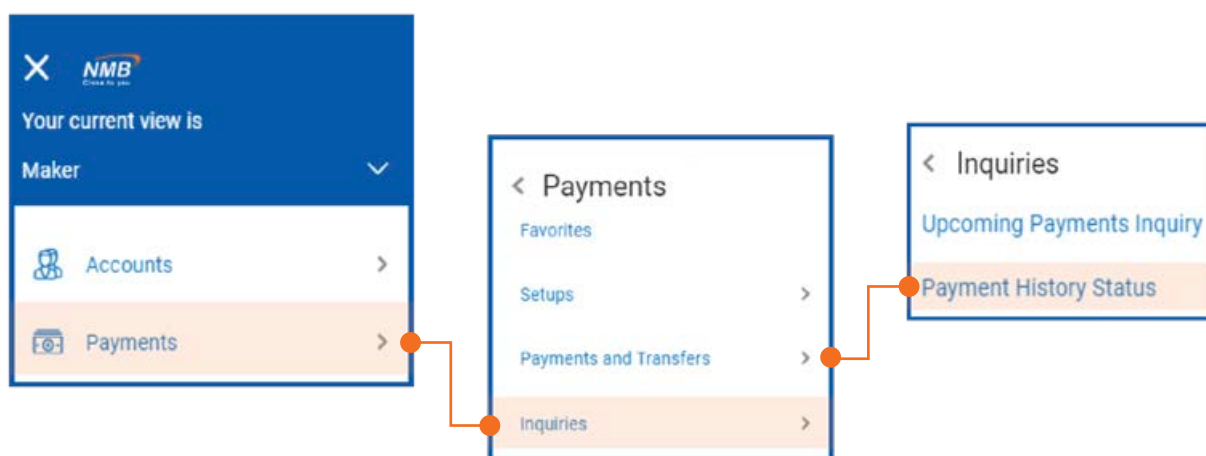
What would you like to do next?

Go To Dashboard Add as Payee?

Feedback

How to get a payment advice after doing International transfers transaction?

Go to main menu then select **Payments** then **Inquiries** then **Payment History Status**



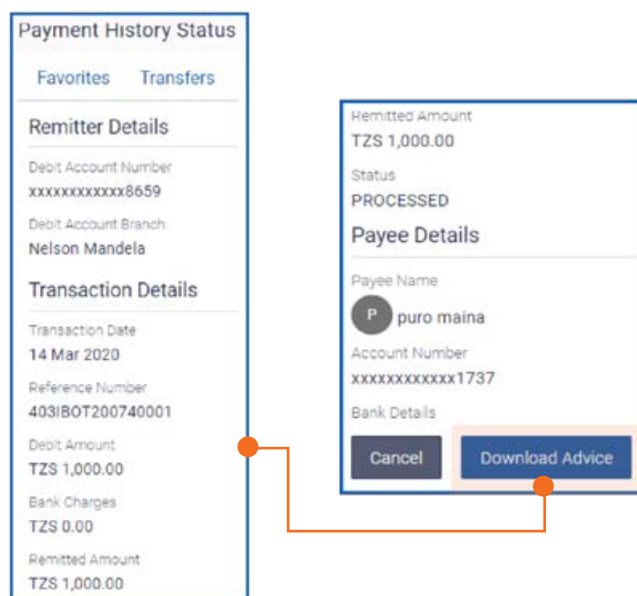
Below page will populate, select specific account number and transaction date from the calendar then click search as indicated below

The screenshot shows the 'Payment History Status' search interface. It features several input fields: 'Account Number' (with a dropdown menu), 'From Date' (with a calendar icon), 'To Date' (with a calendar icon), 'From Amount', and 'To Amount'. There are also 'Status' and 'Select Status' options. At the bottom, there are three buttons: 'Search', 'Cancel', and 'Reset'. The 'Search' button is highlighted with an orange circle.

Below customer transaction detail will be created for a customer to download Advice receipt

Transaction Date	Reference Number	Debit Account Details	Payee Details	Remitted Amount	Status
14 Mar 2020	403IBOT200740001	xxxxxxxxxxxx8659	P	TZS 1,000.00	PROCESSED

Below customer transaction detail will be created for a customer to download Advice receipt by clicking on **Download Advice** field below



The downloaded Advice will drop below the transaction screen as indicated

Here is the sample of transaction Advice which can be used by the customer as payment evidence

